



MANUFACTURING CORPORATION

CONSTRUCTION BODY COMPANY

Established 1946

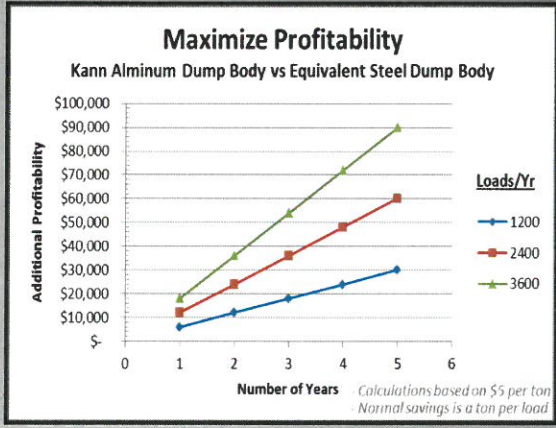
CONSTRUCTION SERIES

Stratum Dump Body

STRUCTURAL ALUMINUM DUMP BODY



The Kann aluminum dump body features a lightweight structural aluminum design using 5454 H-32 aluminum sheet material in combination with 6061 T-6 structural aluminum extrusions. This lightweight structural design results in a body that weighs 2,000 lbs. less on average than that of an equivalent steel dump body, allowing the operator to legally haul a ton more of payload each trip, maximizing the profitability with each load!



Savings: \$ per Year

Year	Loads		
	1200	2400	3600
1	\$ 6,000	\$ 12,000	\$ 18,000
2	\$ 12,000	\$ 24,000	\$ 36,000
3	\$ 18,000	\$ 36,000	\$ 54,000
4	\$ 24,000	\$ 48,000	\$ 72,000
5	\$ 30,000	\$ 60,000	\$ 90,000

Calculations based on \$5 per Ton

- **KANN offers professional dump body mounting at many convenient KANN authorized dealer locations as well as professional OEM factory mounting at the KANN facility in Guttenberg, Iowa!**
- **The KANN Aluminum Dump Body can be ordered in three different material thickness configurations**

For Information Please Call Toll Free 800-806-5266

KANN Manufacturing Corporation
210 Regent Street
Post Office Box 400
Guttenberg, IA 52052 USA

Email sales@kannmfg.com
Web www.kannmfg.com

Watch a video of this unit at YouTube link:
www.youtube.com/watch?v=wDaHg_L4yHE



MANUFACTURING CORPORATION

CONSTRUCTION BODY COMPANY

Established 1946



CONSTRUCTION SERIES

Stratum Dump Box

STRUCTURAL ALUMINUM DUMP BODY

High Shine / Smooth Side / All Welded

Quote Form



Features:

- Structural all-weld aluminum body, constructed of 5454 H-32 sheet material and 6061 T-6 structural aluminum extrusions
- Heavy duty one piece 6061 T-6 extruded top cap and floor rails are designed for strength, durability and long life
- Seamless unibody design, with no posts or horizontal bends, allows the sidewalls to flex and absorb more energy during loading and transport
- One piece floor design, with no cross members, completely eliminates floor wash-boarding effects
- Formed long-sills, designed with overlapping support, distributes body loading evenly along the chassis frame
- Double-wall single panel tailgate design provides increased abrasion and impact resistance

Date:				PO Number:			
Distributor:				Quote Only:		<input type="checkbox"/>	
Contact Person:				Options:		X	
Phone Number:				Coal Door			
STANDARD OPTIONS:				Body Prop			
Order Quantity				Spreader Lip			
Model (circle one)	B	C	D	Front Steps			
Floor Material Thickness	1/4"	1/4"	3/8"	Rear Ladder			
Body Material Thickness	3/16"	1/4"	1/4"	Inside Steps			
A Body Length (circle one)	16 - 16.5 - 17 - 17.5 - 18 - 18.5 - 19 - 19.5 - 20						
B Side Wall Height (no board)	36"	42"	48"	Mud Flaps			
C Tailgate Height	48"	54"	60"	Tarp			
D Cab Shield	12"	18"	30"	Boards			
Tailgate	Straight	Sloped					
Tailgate Operation	Hi-Lift	Gravity					
Body Lift	Dog House	Straight Front					
Light Kit	Std	LED					
NOTES:							

For Information Please Call Toll Free 800-806-5266

KANN Manufacturing Corporation

210 Regent Street
Post Office Box 400
Guttenberg, IA 52052 USA

Email sales@kannmfg.com
Web www.kannmfg.com

Watch a video of this unit at YouTube link:
www.youtube.com/watch?v=wDaHg_L4vHE

